

ALUMINIUM TRESTLE



SPECIFICATIONS

- Height: 1.2m / 1.8m / 2.4m / 3.0m / 3.6m / 4.2m / 4.8m.

FEATURES

- Unique profile design with minimal deflection strength.
- 225kg workload.
- Handrail kit available.
- Quick & easy to erect and relocate.
- Adjustable leg model offers 20mm increments up to 260mm in adjustment
- Designed and manufactured in Australia.



ADJUSTABLE
LEG

TRESTLES – PLANKS – HANDRAIL KIT COMBINATIONS

(The below information refers to Quick Ally / G James Brand Products)

TRESTLE sizes available –

- 1.2m, 1.8m, 2.4m, 3.0m, 3.6m, 4.2m, 4.8m, all standard with the adjustable legs. (adjustment 260mm).
- Trestle work load rating of 225kg.

PLANK sizes available –

- 2.0m, 2.4m, 3.0m, 4.0m, 5.0m, 6.0m. (Rubber strips to both sides and inclusive of knurling to meet the appropriate standards.) **Custom sizes available on request**
- Single Plank work load limit of 205 kg at a span of 3.0metres
- Double Planks (2 plank side by side using the unique plank locking system) work load limit of 225 kg at span of 5.5 metres (using the 6 metre plank as reference)

HANDRAIL KITS – (Trestle edge protection)

- Handrail and Link up Kit Components (please refer page 2 giving an itemised list)
- Handrail kit suits 2 x Trestles. Handrail link up kits – allows for another trestle to be added etc.

When a Handrail Kit and/or Handrail Link Up Kit is being used, 2 x Planks must be placed on the same trestle rung and locked off to create a 450 mm wide platform.

(Planks are locked off (held together) by Plank Locks supplied with these kits.) The Plank Locks will be placed approximately 1 third in from both ends of the planks.(information sticker on plank side)

The Trestle sizes that suit the kits as standard are the range from and including -

- 2.4m – 4.8m.

The Range of Planks sizes that suit these kits as standard are -

- 4m, 5m, and 6m. (Quick Ally use Telescopic Handrails to achieve this range)
- Custom Rails available on request to suit smaller Planks

The Smaller Trestles -

- Sizes 1.2m and 1.8m only need minor changes for the kits to be accommodated (stay/outrigger)
- The Planks may be used on any trestle rung of the trestle
- The Trestle hand rail posts may be used on any rung of the trestle

An erection guide with all relevant information is supplied with every Handrail Kit supplied.

(Other great products within the Quick Ally Tradesman Range are Handy Stools, Step Ups, Saw Stools, Stair Treads.)

HANDRAIL KIT AND LINK UP KIT COMPONENTS

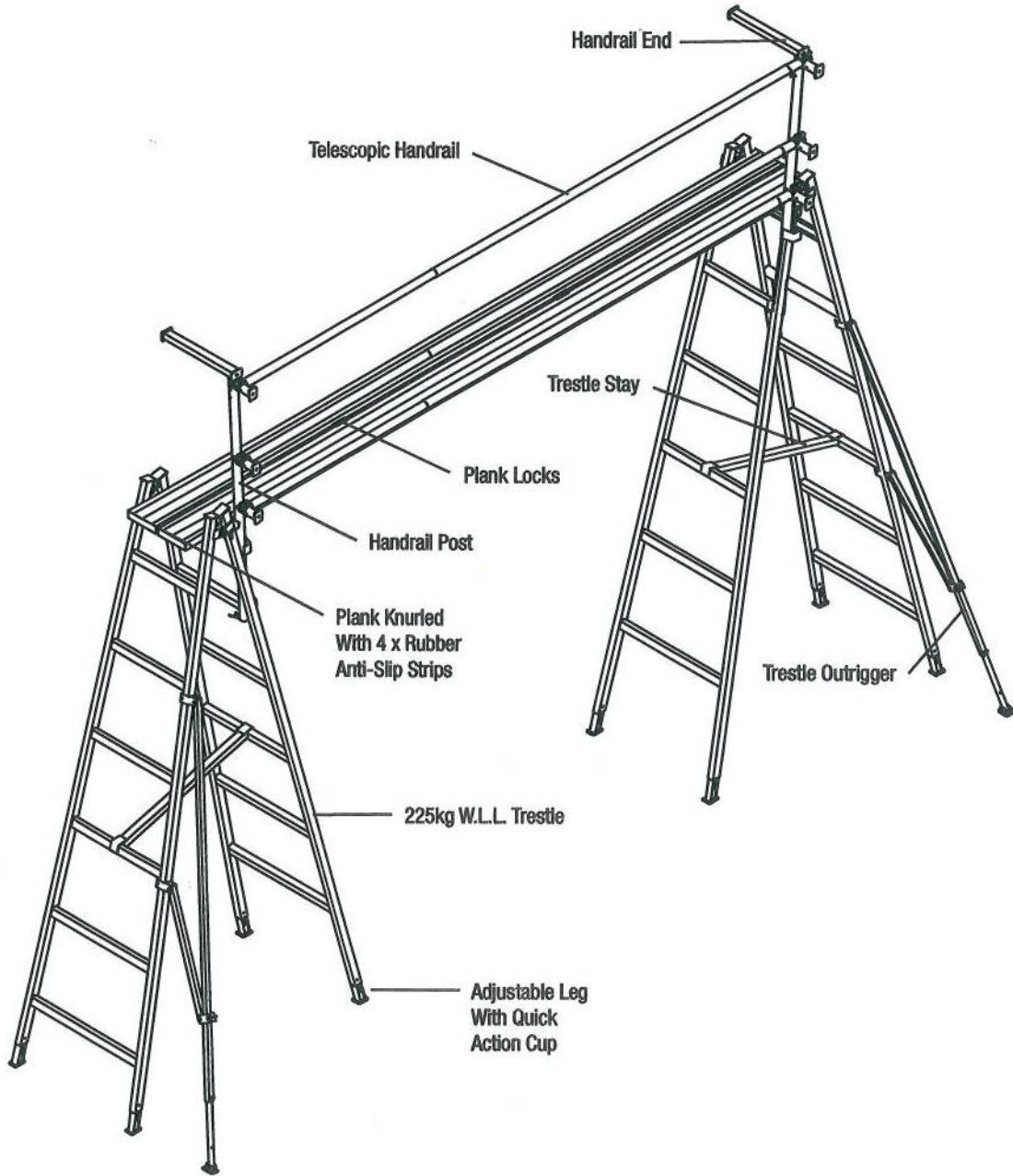
HANDRAIL KIT (COMPONENTS)

- 3 X TELESCOPIC HANDRAILS
- 2 X HANDPOSTS
- 2 X HANDPOST ENDS
- 2 X TRESTLE STAYS
- 2 X TRESTLE OUTRIGGERS
- 2 X PLANK LOCKS

LINK UP KIT (COMPONENTS)

- 3 X TELESCOPIC HANDRAILS
- 1 X HANDPOST
- 1 X TRESTLE STAY
- 1 X TRESTLE OUTRIGGER
- 2 X PLANK LOCKS

*The above suits all G James and Quick Ally Trestles from 2.4 metre – 4.8 metre high.
and connects with plank lengths from 4 metre – 6 metre long.*



Trestle Ladder Scaffold



*Drawings not to scale

COMPONENT LISTING									
Type	Trestle	Planks	Plank Locks	Telescopic Handrails	Posts		Trestle Stays	Trestle Outrigger	Handrail Ends
					Left	Right			
Trestle Ladder Scaffold	2	2	2	3	1	1	2	2	2


Trestle Ladder Scaffold with Corner Link-Up



*Drawings not to scale

COMPONENT LISTING									
Type	Trestle	Planks	Plank Locks	Telescopic Handrails	Posts		Trestle Stays	Trestle Outrigger	Handrail Ends
					Left	Right			
Trestle Ladder Scaffold	2	2	2	3	1	1	2	2	2
Corner Link-Up To Suit	1	2	2	3	1	1	1	1	


Trestle Ladder Scaffold with Link-Up



*Drawings not to scale

Type	COMPONENT LISTING								
	Trestle	Planks	Plank Locks	Telescopic Handrails	Posts		Trestle Stays	Trestle Outrigger	Handrail Ends
					Left	Right			
Trestle Ladder Scaffold	2	2	2	3	1	1	2	2	2
Link-Up To Suit	1	2	2	3		1	1	1	

Trestles

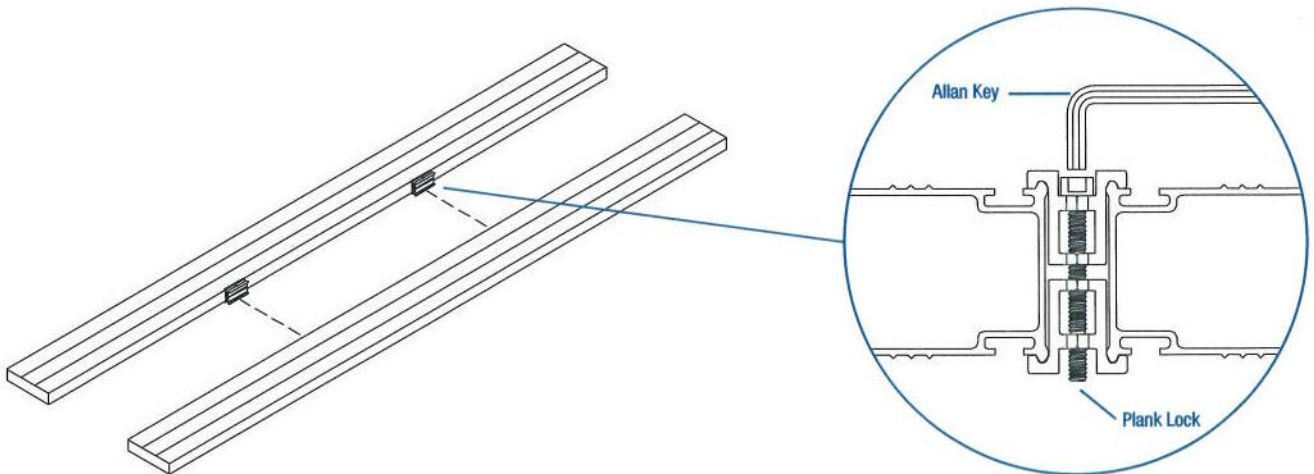


*Drawings not to scale

TYPES

Part Number	Description	Trestle Weight	Trestle Load Rating	Width Of Trestle Top	Width Of Trestle Bottom	Full Opening Of Trestle	Trestle Leg Adjustment
Trestle-1.2m	1.2mtr / 4ft Trestle With Adjustable Feet	13kg	225kg	600mm	750mm	800mm	260mm
Trestle-1.8m	1.8mtr / 6ft Trestle With Adjustable Feet	17kg	225kg	600mm	800mm	1000mm	260mm
Trestle-2.4m	2.4mtr / 8ft Trestle With Adjustable Feet	21kg	225kg	600mm	900mm	1160mm	260mm
Trestle-3.0m	3.0mtr / 10ft Trestle With Adjustable Feet	25kg	225kg	600mm	960mm	1540mm	260mm
Trestle-3.6m	3.6mtr / 12ft Trestle With Adjustable Feet	29kg	225kg	600mm	1030mm	1800mm	260mm
Trestle-4.3m	4.2mtr / 14ft Trestle With Adjustable Feet	33kg	225kg	600mm	1100mm	2200mm	260mm
Trestle-4.8m	4.8mtr / 16ft Trestle With Adjustable Feet	37kg	225kg	600mm	1160mm	2550mm	260mm

Planks



*Drawings not to scale

TYPES

PLANK RATING

Part Number	Description	Rubber Strips	Plank Length	Width	One Plank	Two Planks Clamped using G.James Plank Lock
Plank-3m-hd	Heavy Duty Knurled Plank	4	3m	225mm	205kg @ 2.5m Span	225kg @ 2.5m Span
Plank-4m-hd	Heavy Duty Knurled Plank	4	4m	225mm	205kg @ 3.0m Span	225kg @ 3.5m Span
Plank-5m-hd	Heavy Duty Knurled Plank	4	5m	225mm	205kg @ 3.0m Span	225kg @ 4.5m Span
Plank-6m-hd	Heavy Duty Knurled Plank	4	6m	225mm	205kg @ 3.0m Span	225kg @ 5.5m Span

TRESTLE LADDER SCAFFOLD

Being the first company to design and manufacture a Trestle Ladder Scaffold in 1997, G.James has revolutionised safety when working at heights on trestles.

In addition to creating a secure work platform, this system also ensures minimal downtime on site by combining a range of dedicated componentry along with lightweight aluminium making the Trestle Ladder Scaffold quick and easy to erect and re-locate.

With its many innovative features and standard inclusions, the Trestle Ladder Scaffold provides a safe environment for anyone working at height.

Compare our features:


- Achieves a 225kg workload limit per unit.
- Unique profile design ensures minimal deflection and creates additional strength to the trestle.
- Height adjustable leg (to 250mm) for uneven ground **(1)**.
- Trestle stay prevents the trestle from folding while in use and during relocation **(2)**.
- Trestle outrigger creates additional stability (once extended and adjusted) and can remain fastened to the unit when not in use **(3)**.

- Handrail posts mount easily over any two rungs of the trestle allowing platforms to be used at any height required **(4)**. The handrail system is compatible with any G.James trestle, ranging in height from 1.2 to 4.8mtrs.
- Handrails (telescopic) extend from 4mtrs up to a maximum 5.4mtrs **(5)**. The handrail is easily linked to the post by means of a tube grasper. Pivotal graspers adjust to cope with uneven site conditions.
- Handrail ends reduce the risk of walking off the end of the work platform **(6)**.
- Planks **(7)** are fitted with rubber strips both sides and are available in 3.0, 4.0, 5.0 and 6.0mtrs lengths.
- Plank Locks ensure a safe, sturdy platform (over a maximum span of 5.4mtrs) while also overcoming the tripping hazard where a 450mm platform is required **(8)**.
- Trestle Ladder Scaffold is manufactured in accordance with ISO-9001.

The G.James Trestle Ladder Scaffold is easily relocatable on-site with no requirement to remove the handrail posts or outriggers. Multiple trestle systems can be linked to create a continuous and uninterrupted work area, even 90° corner set-ups are possible (see below).



Picture for illustrative purposes only, refer to Owners Manual – Erection Guide.



Plank lock system clamps planks together for greater stability.